

राजस्थान सरकार  
निदेशालय चिकित्सा स्वास्थ्य सेवायें राज0 जयपुर

क्रमांक : ए.4( )लेखा/ राज्य निधि /2019-20/ 31

दिनांक : 9/4/2019

समस्त संयुक्त निदेशक, चिकित्सा एवं स्वास्थ्य सेवायें (जोन)  
समस्त मुख्य चिकित्सा एवं स्वास्थ्य अधिकारी।  
समस्त प्रमुख चिकित्सा अधिकारी/चिकित्सा अधिकारी प्रभारी, सेटेलाईट  
हॉस्पिटल/  
प्रभारी चिकित्सा अधिकारी, राजकीय चिकित्सालय।  
अधीक्षक, संलग्न चिकित्सालय संघ जयपुर, अजमेर, जोधपुर, बीकानेर, उदयपुर एवं  
कोटा।  
विभागाध्यक्ष, डिप्लोमा कोर्स इन फार्मसी, जयपुर।  
प्रधानाचार्य, आयुर्विज्ञान महाविद्यालय अजमेर, जोधपुर।  
प्रधानाचार्य, प्रभ0 प्रशिक्षण केन्द्र हीरावाग जयपुर।  
समस्त जिला क्षय रोग अधिकारी/चिकित्सा अधिकारी प्रभारी क्षय निवारण  
केन्द्र/के.एन.पी.वी.सी. अजमेर।  
संयुक्त निदेशक एवं आहरण एवं वितरण अधिकारी, मुख्यालय।  
राजकीय विशेषक, जयपुर।

विषय -- वर्ष 2019-20 हेतु राज्य निधि के बजट मदों में अतिरिक्त बजट  
आवंटन के कम में।

उपर्युक्त विषयान्तर्गत लेख है कि वर्ष 2019-20 के लिए राज्य निधि के  
प्रतिबद्ध बजट मदों में संलग्न विवरणानुसार अतिरिक्त बजट आवंटन किया  
जाता है।

संलग्न -- उपरोक्तानुसार।

नोट -- आवंटित राशि के व्यय के संबंध में विभाग के पत्र क्रमांक:-ए-4  
(1)लेखा/राज्य निधि प्रतिबद्ध/2019-20/01 दिनांक 01.04.2019 में  
दिये गये अनुदेशों की अनुपालना सुनिश्चित करावें।

उप-वित्तीय सलाहकार  
चिकित्सा एवं स्वास्थ्य सेवायें  
राजस्थान जयपुर

क्रमांक :- ए-4 ( ) लेखा/ राज्य निधि /2019-20

दिनांक :

प्रतिलिपि: प्रभारी सर्वर, मुख्यालय को प्रेषित कर लेख है कि उक्त बजट आवंटन  
को विभाग की वेबसाइट पर अपलोड करावें।

उप-वित्तीय सलाहकार  
चिकित्सा एवं स्वास्थ्य सेवायें  
राजस्थान जयपुर

## Budget Allotment for the year 2019-20

2210- Medical & Public Health

Demand No -26

01- Urban Health Services- Allopathy

001- Direction and Administration

(01)- Headquarter Establishment (Plan)

[00]-

(Rs. in Lakh)

S N	Name of Office	Office UID	05-OE
1	2	3	4
<b>JD</b>			
1	DDO Headquarter	20179	9.00
2	HD Jodhpur	20196	0.10
3	HD Jaipur	20195	0.05
4	HD Udaipur	20198	0.10
5	HD Ajmer	20184	0.05
6	HD Bikaner	20187	0.05
7	HD Bharatpur	20189	0.05
8	HD Kota	20197	0.05
	<b>TOTAL</b>		<b>9.45</b>

  
Financial Advisor

Medical & Health Services

Rajasthan Jaipur

**Budget Allotment for the year 2019-20**

2210-Medical & Public Health Demand No -26  
 01-Urban Health Services- Allopathy  
 110-Hospital & Dispensaries  
 (03)-Other Hospital&Dispensaries  
 [01]-General Hospital (Plan)

(Rs. in Lakh)

S.NO.	Name of Office	Office UID	05 OE	37 Liv.	60 DM
1	2	3	4	6	7
<b>Chief Medical &amp; Health Officer</b>					
1	Jodhpur	20257	0 07	0 09	0 10
2	S Madhopur	20264	0 05	0 06	
3	Kota	20259	0 05	0 03	
4	Jaipur-II	20250	0 05		0.10
5	Chittorgarh	20240	0 05		0.10
6	Bhujbuni	20256	0 05		
<b>Principal Medical Officer</b>					
1	Alwar	20338	0 02	0 19	0 10
2	Banswara	20340	0 02	0 06	0 17
3	Barmer	20346	0 02	0 07	0 05
4	Beawar (Ajmer)	20349	0 02	0 00	0 05
5	Bharatpur	20354		0 04	0 17
6	Bhilwara	20357	0 02	0 08	0 17
7	Bundi	20360	0 02	0 00	0 17
8	Chittorgarh	20361	0 02	0 05	0 05
9	Churu	20364	0 02	0 04	0 05
10	Dausa	20368	0 02	0 05	0 17
11	Dholpur	20370	0 02	0 00	0 05
12	Karauli	20379	0 02	0 00	0 05
13	Nasirabad (Ajmer)	20412	0 02	0 08	0 05
14	Hanumangar	20374	0 02	0 00	0 05
15	Jaipuriya Jaipur	20397	0 02	0 04	0 05
16	Satellite Shahpura Bhilwara	20403	0 02	0.00	0 05
17	Jaisalmer	20376	0 02	0 00	0 05
18	Tonk	20389	0 02	0 00	0 05
19	Jalore	20377	0 02	0 08	0 05
20	Bhujbuni	20378	0.02	0.00	0 17
21	Nagaur	20380	0 02	0 00	0 05
22	Kachaman City (Nagaur)	20409	0 02	0 05	0 05
23	Pali	20381	0 02	0 01	0 05
24	Pratapgarh	20382	0 02	0 00	
25	Ratangarh (Churu)	20384	0 02	0 00	0 05
26	Sawai Madhopur	20385	0 02	0 07	0 05
27	Shri Ganganagar	20386	0 02	0 03	0 05
28	Segwara (Dungarpur)	20594	0 02	0 00	0 05
29	Sikar	20387	0 02	0 07	0 17
30	Sirohi	20388	0 02	0 00	0 05
31	Balotra (Barmer)	20390	0 02	0 00	0 05
32	Pratapgarh (Ajmer)	20392	0 02	0 00	0 05
33	Kotpath (Jaipur)	20393	0 02	0 06	0 17
34	Nadholwara (Rajsamand)	20394	0 02	0 16	0 05
35	Kethdi (Bhujbuni)	20408	0 02	0 07	0 05
36	Deedwana Nagaur	20391		0 07	
37	Ladnun Nagaur	20410		0.07	
38	Shahpura Jaipur	20415		0 16	
<b>AGHS</b>					
1	Supd AGHS Bikaner	1894		0 06	0 02
2	Supd AGHS Udaipur	1902		0 00	
3	Supd AGHS Jodhpur	1911		0 04	0 02
4	Supd AGHS Ajmer	19671		0 00	
5	Supd AGHS Jaipur	19677		0 00	
6	Supd AGHS Kota	20091		0 06	0 02
<b>TOTAL</b>			<b>1.00</b>	<b>1.94</b>	<b>3.01</b>

Financial Advisor  
 Medical & Health Services  
 Rajasthan Jaipur


**Budget Allotment for the year 2019-20**

2210-Medical & Public Health  
01-Urban Health Services- Allopathy  
110-Hospital & Dispensaries  
(03)-Other Hospital & Dispensaries  
[06]- Dispensary & Aid Post (Plan)

Demand No -26

(Rs. in Lakh)

S. N.	Name of Office	Office UID	37 Liv.
1	2	3	4
<b>Chief Medical &amp; Health Officer</b>			
1	Bundi	20210	
2	Ratangarh (Churu)	20239	0 037
3	Jaipur I	20249	
4	Jaipur II	20250	0 010
5	Kota	20259	
6	Govt Hospital, Bikener House New Delhi	20593	
	<b>Total</b>		<b>0.047</b>

  
Financial Advisor  
Medical & Health Services  
Rajasthan Jaipur

**Budget Allotment for the year 2016-17**

2210 Medical & Public Health

Demand No -26

01-Urban Health Services- Allopathy


196-Jila Parisad/Distt.Level Panchayat

(01)-Distt.Level Establishment

[01]-Division & District Establishment (Plan)

(Rs. in Lakh)

S. N.	Name of Office	Office UID	05 OE
1	DDO HQ Jaipur	20179	0.03
<b>Joint Director</b>			
1	Ajmer	20184	0.02
2	Bikaner	20187	0.02
3	Bharatpur	20189	0.02
4	Jaipur	20195	0.02
5	Jodhpur	20196	0.02
6	Kota	20197	0.02
7	Udaipur	20198	0.02
<b>Chief Medical &amp; Health Officer</b>			
	Ajmer	20200	0.02
3	Alwar	20201	0.02
4	Banswara	20202	0.02
5	Baran	20203	0.02
6	Barmer	20204	0.02
7	Bharatpur	20206	0.02
8	Bhilwara	20207	0.02
9	Bikaner	20209	0.02
10	Bundi	20210	0.02
11	Ratangadh (Churu)	20239	0.02
12	Chittorgadh	20240	0.02
13	Dausa	20242	0.02
14	Dholpur	20243	0.02
15	Durgapur	20244	0.02
16	Hanumangadh	20246	0.02
17	Shri Ganganagar	20217	0.02
18	Jaipur I	20249	0.02
19	Jaipur II	20250	0.02
20	Jaisalmer	20253	0.02
21	Jalore	20254	0.02
22	Jhalawar	20255	0.02
23	Jhunjhunu	20256	0.02
24	Jodhpur	20257	0.02
25	Kanuh	20258	0.02
26	Kota	20259	0.02
27	Nagaur	20260	0.02
28	Pali	20261	0.02
29	Pratapgarh	20262	0.02
30	Rajmand	20263	0.02
31	S Madhopur	20264	0.02
32	Sikar	20265	0.02
33	Sirohi	20266	0.02
34	Tonk	20267	0.02
35	Udaipur	20268	0.02
<b>TOTAL</b>			<b>0.85</b>

  
 Financial Advisor  
 Medical & Health Services  
 Rajasthan Jaipur

**Budget Allotment for the year 2019-20**

2210 Medical & Public Health Demand No -30  
 01 Urban Health Services-Alopathy  
 197 Block Panchayat/Middle Panchayat Level  
 (02)- Tribal Area Sub Plan-Distt Level Establishment  
 [01]- Primary Health Center (Plan)

**(Rs. in Laka)**

S. N.	Name of Office	Office UID	95 OE	37 Liv.
1	2	3	4	5
<b>Chief Medical &amp; Health Officer</b>				
1	Banswara	20202	0.02	0.91
2	Barmer	20204	0.02	0.02
3	Ba'an	20203	0.02	0.18
4	Bundi	20210	0.02	0.03
5	Chittorgarh	20240	0.02	0.02
6	Dausa	20242	0.02	0.02
7	Dungarpur	20244	0.02	1.92
8	Jaipur-II	20250	0.02	0.12
9	Pratapgarh	20262	0.02	0.03
10	Rajsamand	20263	0.02	0.02
11	Sirohi	20266	0.02	0.01
12	S.Madhapur	20264	0.02	0.02
13	Tonk	20267	0.02	0.16
14	Udaipur	20268	0.02	1.13
<b>TOTAL</b>			<b>0.28</b>	<b>4.59</b>

  
 Financial Advisor  
 Medical & Health Services  
 Rajasthan Jaipur

Budget Allotment for the year 2019-20

2210- Medical & Public Health Demand No -30


01- Urban Health Services-Allopathy

197- Block Panchayat/Middle Panchayat Level

(02)- Tribal Area Sub Plan-Distt Level Establishment

[03]- Health Sub Center (Plan) (Rs. in Lakh)

S. N.	Name of Office	Office UID	05 OE	37 Liv.
1	2	3	4	5
Chief Medical & Health Officer				
1	Ba swara	20202	0 04	1 49
2	Dausa	20242	0 04	0 11
3	Dungarpur	20244	0 04	2 43
4	Karauli	20258	0 04	0 01
5	Pra apparth	20262	0 04	0 03
6	Sirohi	20266	0 04	0 11
7	Tonk	20267	0 04	0 05
8	Udaipur	20268	0 04	0 08
	<b>TOTAL</b>		<b>0.32</b>	<b>4.35</b>

  
 Financial Advisor  
 Medical & Health Services  
 Rajasthan Jaipur

**Budget Allotment for the year 2019-20**

2210- Medical & Public Health  
01 Urban Health services- Allopathy  
789-SCSP  
(01)-Hospitals & Dispensary (Plan)  
[00]-

Demand No -51

(Rs. in Lakh)

S. NO.	Name of Office	Office UID	05 OE	37 Liv.
1	2	3	4	5
<b>Principal Medical Officer</b>				
1	Jalore	20377	0.04	
2	Sujangar (Churu)	20396	0.04	
3	Sete Hospita, Ajmer	20625		
4	Kanbh	20379		0.08
	<b>TOTAL</b>		<b>0.08</b>	<b>0.08</b>

  
Financial Advisor  
Medical & Health Services  
Rajasthan Jaipur




## Budget Allotment for the year 2019-20

2210-Medical & Public Health  
 01-Urban Health Services- Allopathy  
 796-Tribal Area Sub Plan  
 (02)- Other Hospital (Plan)

[00]-

(Rs. in Lakh)

S. N.	Name of Office	Office UID	05 OE	37 Liv.	41 CS	60 DM
1	2	3	4	5	6	7
<b>Chief Medical &amp; Health Officer</b>						
1	Banswara	20202	0 02	0 023	7 00	1.00
2	Dungarpur	20244	0 02	0 000	7 00	1 00
3	Pratapgarh	20262	0 02	0 046	3 00	1 00
4	Sirohi	20266	0 02	0 000	4 00	1.00
5	Udapur	20268	0 02	0 040	9 00	4 00
6	Baran	20203	0 02	0 000		15.00
	<b>PMO</b>			0 000		
1-	Sirohi	20388	0.02	0 026		
	<b>TOTAL</b>		<b>0.14</b>	<b>0.165</b>	<b>30.00</b>	<b>23.00</b>


  
 Financial Advisor  
 Medical & Health Services  
 Rajasthan Jaipur

**Budget Allotment for the year 2019-20**

2210-Medical & Public Health Demand No -30  
 01-Urban Health Services- Allopathy  
 796- Tribal Area Sub Plan  
 (05)- Community Health Center (Plan)  
 [00]-

(Rs. in Lakh)

S. N.	Name of Office	Office UID	05 OE	19-L&W	20 MMV	37 Liv.	60 DM
1	2	3	4	5	6	7	8
<b>Chief Medical &amp; Health Officer</b>							
1	Ranswara	20202	0 01		0 21	0 40	0 30
2	Dausa	20212	0 04			0 11	
3	Dunargarh	20211	0 04		0 21	0 36	0 30
4	Chittorgarh	20240				0 66	
5	S Madhopur	20264	0 04	0 50		0 04	
6	Dholpur	20243				0 06	
7	Baran	20203	0 00			0 14	
8	Jaipur II	20250	0 04	0 50			0 15
9	Pratapgarh	20262	0 04		0 21		0 30
10	Udapur	20268	0 04		0 21	0 33	0 30
11	Tonk	20267	0 04				
	<b>TOTAL</b>		<b>0.32</b>	<b>1.00</b>	<b>0.84</b>	<b>2.10</b>	<b>1.35</b>

  
 Financial Advisor  
 Medical & Health Services  
 Rajasthan Jaipur

## Budget Allotment for the year 2019-20

2210-Medical & Public Health

Demand No -26

03- Rural Health Services, Allopathy


101 Community Health Center

(61) Community Health Center (Plan)

[00]

(Rs. in Lakh)

S. N	Name of Office	Office UID	05 OE	19-L&W	37 Liv.	60-DM
1	2	3	4	5	6	7
<b>Chief Medical &amp; Health Officer</b>						
1	Alwar	20200	0.04		0.52	0.12
2	Alwar	20201	0.04		0.64	
3	Baran	20203	0.04	0.23	0.25	0.12
4	Barmer	20204	0.04		0.23	
5	Bharatpur	20206	0.04	0.23	0.14	0.12
6	Bhilwara	20207	0.04		0.56	0.12
7	Bikaner	20209	0.04		0.13	0.12
8	Bundi	20210	0.04		0.18	
9	Ratangarh (Churu)	20239	0.04		0.17	
10	Chittorgarh	20240	0.04		0.00	0.12
11	Dausa	20242	0.04		0.30	
12	Dholpur	20243	0.04	0.23	0.14	
13	Hanumangarh	20246	0.04		0.13	0.12
14	Shri Ganganagar	20247	0.04	0.23	0.14	
15	Jajpur I	20249	0.04	0.23	0.27	0.12
16	Jajpur II	20250	0.04		0.14	0.12
17	Jaisalmer	20253	0.04		0.27	0.12
18	Jalore	20254	0.04		0.00	0.12
19	Balawa	20255	0.04	0.23	0.03	
20	Banapura	20256	0.04	0.23	0.83	0.12
21	Banspur	20257	0.04		0.25	
22	Karauli	20258	0.04	0.23	0.09	0.12
23	Kota	20259	0.04	0.23	0.20	0.12
24	Nagaur	20260	0.04		0.72	0.12
25	Pali	20261	0.04	0.23	0.20	0.12
26	Pratapgarh	20262	0.04	0.23	0.01	0.12
27	Rajsamand	20263	0.04	0.23	0.13	0.12
28	S. Madhapur	20264	0.04	0.23	0.17	0.12
29	Sikar	20265	0.04		1.40	0.12
30	Sirohi	20266	0.04		0.08	
31	Tonk	20267	0.04	0.23	0.08	0.12
32	Udaipur	20268	0.04		0.17	0.12
<b>TOTAL</b>			<b>1.28</b>	<b>3.22</b>	<b>8.56</b>	<b>2.64</b>

  
 Financial Advisor  
 Medical & Health Services  
 Rajasthan Jaipur

**Budget Allotment for the year 2019-20**

2210 Medical & Public Health Demand No -26  
 03 - Rura Health Services-Allopathy  
 197- Block Panchayat/Middle Panchayat Level  
 (01)- Block Level Establishment  
 [01] - Primary Health Centre (Plan)

(Rs. in Lakh)

S. N	Name of Office	Office UID	05 OE	19-L&W	37 Liv.	60-DM
1	2	3	4	5	6	7
<b>Chief Medical &amp; Health Officer</b>						
1	Ajmer	20200	0.02		1.11	0.17
2	Alwar	20201	0.02	0.26	1.68	
3	Banswara	20202	0.02		0.02	0.17
4	Bharatpur	20203	0.02		0.28	0.17
5	Bharatpur	20204	0.02		0.43	
6	Bharatpur	20206	0.02	0.26	0.56	0.17
7	Bhilwara	20207	0.02		0.43	
8	Bikaner	20209	0.02		0.00	
9	Bundi	20210	0.02		0.36	
10	Ratangarh (Churu)	20239	0.02		0.70	0.17
11	Chittorgarh	20240	0.02		0.45	
12	Dausa	20242	0.02		0.45	
13	Dholpur	20243	0.02	0.26	0.28	
14	Hanumangarh	20246	0.02		0.06	
15	Shri Ganganagar	20247	0.02	0.26	0.17	
16	Jaipur I	20249	0.02	0.26	0.84	0.17
17	Jaipur II	20250	0.02		0.43	0.17
18	Jaisalmer	20253	0.02	0.26	0.43	0.17
19	Jaipur	20254	0.02		0.36	
20	Jhalawar	20255	0.02	0.26	0.10	0.17
21	Jhunjhunu	20256	0.02		1.27	0.17
22	Jodhpur	20257	0.02		2.00	
23	Kanpur	20258	0.02		0.49	
24	Kota	20259	0.02		0.89	
25	Nagaur	20260	0.02		1.08	0.17
26	Pali	20261	0.02	0.26	0.26	
27	Paratagarh	20262	0.02	0.26	0.02	
28	Rajsamand	20263	0.02		0.00	0.17
29	S. Madhopur	20264	0.02	0.26	0.00	
30	Sikar	20265	0.02		1.20	
31	Sirohi	20266	0.02		0.07	0.17
32	Tal. J.	20267	0.02		0.40	0.17
33	Tal. J.	20268	0.02		0.13	0.17
	<b>TOTAL</b>		<b>0.66</b>	<b>2.60</b>	<b>16.95</b>	<b>2.55</b>

Financial Advisor  
 Medical & Health Services  
 Rajasthan Jaipur

## Budget Allotment for the year 2019-20

2210 Medical & Public Health Demand No -26

03 Rural Health Services-Allopathy


10 Block Panchayat/Middle Panchayat Level

01 Block Level Establishment

03 Health Sub Centre (Plan)

(Rs. in Lakh)

S. N	Name of Office	Office UID	05 OE	37 Liv.
1	2	3	4	5
<b>Chief Medical &amp; Health Officer</b>				
1	Ajmer	20200	0.015	0.32
2	Alwar	20201	0.015	1.06
3	Banswara	20202	0.015	
4	Baran	20203	0.015	0.10
5	Barmer	20204	0.015	0.49
6	Bharatpur	20206	0.015	
7	Bhilwara	20207	0.015	0.40
8	Bikaner	20209	0.015	0.00
9	Bundi	20210	0.015	0.20
10	Ratnagadh (Churu)	20239	0.015	0.05
11	Chittorgadh	20240	0.015	0.35
12	Dausa	20242	0.015	0.10
13	Dholpur	20243	0.015	0.23
14	Hanumangadh	20246	0.015	0.13
15	Shri Ganga Nagar	20247	0.015	0.35
16	Jaipur I	20249	0.015	0.47
17	Jaipur II	20250	0.015	0.10
18	Jaisalmer	20253	0.015	0.00
19	Jhota	20254	0.015	0.03
20	Jhalawar	20255	0.015	0.02
21	Jhunjhunu	20256	0.015	1.50
22	Jodhpur	20257	0.015	0.56
23	Karauli	20258	0.015	0.08
24	Kota	20259	0.015	0.11
25	Nagaur	20260	0.015	1.00
26	Pali	20261	0.015	0.11
27	Paratagarh	20262	0.015	0.02
28	Rajsamand	20263	0.015	0.00
29	S. Madhopur	20264	0.015	0.22
30	Sikar	20265	0.015	1.13
31	Sirohi	20266	0.015	
32	Tonk	20267	0.015	0.16
33	Udaipur	20268	0.015	0.10
	<b>TOTAL</b>		<b>0.495</b>	<b>9.19</b>


  
 Financial Advisor  
 Medical & Health Services  
 Rajasthan Jaipur

**Budget Allotment for the year 2019-20**

2210- Medical & Public Health Demand No -51  
03- Rural Health Services-Allopathy  
197- Block Panchayat/Middle Panchayat Level  
(03)- SCSF  
[01] Primary Health Center (Plan)

(Rs. in Lakh)

S. N	Name of Office	Office UID	05 OE	37 Liv.
1	2	3	4	5
<b>Chief Medical &amp; Health Officer</b>				
1	Alwar	20201	0 023	0 17
2	Baran	20203	0 023	0.04
3	Barnet	20204	0 023	0 31
4	Bharapuri	20206	0 023	0 16
5	Bhilwara	20207	0 023	0 01
6	Bikaner	20209	0 023	0 18
7	Dausa	20242	0 023	0 09
8	Dholpur	20243	0 023	0 06
9	Hanumanagarh	20246	0 023	0 63
10	Jaipur II	20250	0.023	0 29
11	Kota	20259	0 023	0.02
12	Ratangarh (Churu)	20239	0 023	0 27
13	S. Ganganagar	20247	0 023	0 04
14	Sawai Madhopur	20264	0 023	
	<b>TOTAL</b>		<b>0.322</b>	<b>2.27</b>

  
Financial Advisor  
Medical & Health Services  
Rajasthan Jaipur


### Budget Allotment for the year 2019-20

2210 Medical & Public Health  
03 Rural Health Services-Allopathy  
197 Block Panchayat/Middle Panchayat Level  
(03)- SCEP  
(03) Health Sub Center (Plan)

Demand No -51

(Rs. in Lakh)

S. N.	Name of Office	Office UID	05 OE	37 Liv.
1	2	3	4	5
<b>Chief Medical &amp; Health Officer</b>				
1	Karauli	20258		0 10
2	Barmer	20201	0 03	0 50
3	Dholpur	20243		0.02
4	Ratangarh (Churu)	20239	0 03	0 28
5	Dausa	20242	0 03	0 08
6	Hanumanagarh	20246	0 03	0 15
7	S Ganganagar	20247	0 03	0.10
8	Kota	20259	0 03	0 07
9	Jaipur-II	20250		0 10
10	Baran	20203	0 03	
11	Bhilwara	20207	0 03	
12	Pikanesi	20209	0 03	
13	Rajmand	20263	0 03	
	<b>TOTAL</b>		<b>0.30</b>	<b>1.40</b>


  
Financial Advisor  
Medical & Health Services  
Rajasthan Jaipur

**Budget Allotment for the year 2019-20**

2210- Medical & Public Health Demand No.-51  
 03- Rural Health Services-Allopathy  
 789- SCSP  
 (01)- Community Health Center (Plan)  
 [00]-

(Rs. in Lakh)

S. N.	Name of Office	Office UID	05 OE	20 MMV	37 Liv.	60-DM
1	2	3	4	5	6	7
<b>Chief Medical &amp; Health Officer</b>						
1	Alwar	20201	0.03		0.13	0.06
2	Burai	20203	0.03	0.133	0.00	0.06
3	Banmer	20204	0.03	0.133	0.11	0.06
4	Bhatapru	20206	0.03	0.133	0.07	0.06
5	Bhimvara	20207	0.03	0.133	0.08	0.06
6	Bikaeri	20209	0.03		0.03	0.06
7	Bundi	20210	0.03		0.04	0.06
8	Ratangarh Churu	20239	0.03	0.133	0.09	0.06
9	Dausa	20242	0.03		0.06	0.06
10	Dholpur	20243	0.03	0.133	0.07	0.06
11	Hanumangath	20246	0.03	0.133	0.10	0.06
12	Shri Ganganagar	20247	0.03	0.133	0.05	0.06
13	Jajpur-I	20249	0.03	0.133	0.01	0.06
14	Jajpur-II	20250	0.03	0.133	0.06	0.06
15	Jhalwar	20255	0.03	0.133	0.02	0.06
16	Jodhpur	20257	0.03	0.133	0.07	0.06
17	Karauli	20258	0.03		0.06	0.06
18	Kota	20259	0.03	0.133	0.02	0.06
19	Bhunjuna	20256			0.05	
20	Pali	20261	0.03			0.06
21	S Medhopur	20264	0.03		0.19	0.06
22	Sikar	20265	0.03	0.133	0.02	0.06
23	Tonk	20267	0.03	0.133	0.04	0.06
	<b>TOTAL</b>		<b>0.66</b>	<b>2.00</b>	<b>1.38</b>	<b>1.32</b>

  
 Financial Advisor  
 Medical & Health Services  
 Rajasthan Jaipur




**Budget Allotment for the year 2019-20**

2210-Medical & Public Health  
 06- Public Health  
 191- Prevention & Control of Diseases  
 (19) Nishulk Dava Vitaran Yojana  
 101- Through DMHP (Plan)

Demand No -26

								(Rs in Lakh)
S No	Name of Office	Office UID	05 OE	07 MMV	36 Hire of Vech.	37 Liv.	60 DM	
1	2	3	4	5	6	7	8	
<b>ID</b>								
1	IIHQ	20179	0.30	0.30				
2	Ajmer	20184	0.10	0.10				
3	Bharatpur	20189	0.10	0.10				
4	Jaipur	20195	0.10	0.10				
5	Jodhpur	20196	0.10	0.10				
6	Kota	20197	0.10	0.10				
<b>Chief Medical &amp; Health Officer</b>								
1	Ajmer	20200	0.10	0.25	0.30	0.00	10.00	
2	Alwar	20201	0.10	0.25	0.15	0.00	10.00	
3	Bharatpur	20204	0.10		0.30	0.00	10.00	
4	Bharatpur	20206	0.10	0.25	0.30	0.00	5.00	
5	Bhilwara	20207	0.10	0.25	0.30	0.00	4.00	
6	Bundi	20210	0.10	0.25	0.30	0.00	5.00	
7	Chittorgarh	20210	0.05				12.00	
8	Dausa	20212	0.10	0.20	0.50	0.00	5.00	
9	Dholpur	20243	0.10	0.25	0.30	0.02	3.00	
10	Jaipur I	20249	0.10		0.15	0.00	8.00	
11	Jaipur II	20250	0.10		0.15	0.04	8.00	
12	Jaipur	20253	0.10		0.30	0.02	5.00	
13	Jamshani	20256	0.10			0.00	10.00	
14	Jalore	20251	0.10	0.25	0.30		4.00	
15	Jhalawar	20255	0.10	0.25	0.30	0.02	10.00	
16	Jhupar	20257	0.10	0.25	0.30	0.00	5.00	
17	Karauli	20258	0.10	0.25		0.00	4.00	
18	Kota	20259	0.10	0.25		0.03	4.00	
19	Kota	20260	0.10	0.25	0.30	0.00	5.00	
20	Kota	20261	0.10	0.10	0.30	0.00	4.00	
21	Rajsamand	20263	0.10	0.25		0.00	4.00	
22	Sawai Madhopur	20264	0.10	0.25	0.30	0.00	4.00	
23	Tenk	20267	0.10	0.25	0.30		4.00	
24	Udaipur	20268	0.000	0.25		0.02	5.00	
<b>Principal Medical Officer</b>								
1	Alwar	20338	0.04	0.10		0.00	3.00	
2	Bamer	20346	0.04			0.02	3.00	
3	Bawal (Ajmer)	20349	0.04	0.10		0.00	3.00	
4	Bharatpur	20354	0.04	0.10	0.10	0.00	3.00	
5	Bhilwara	20357	0.01	0.10		0.00	3.00	
6	Bundi	20360	0.04	0.10	0.10	0.00	3.00	
7	Dausa	20368	0.01	0.10		0.00	3.00	
8	Dholpur	20370	0.04	0.10		0.00	3.00	
9	Jaipur (HBK Jyotiya Hosp.)	20375	0.04	0.10		0.00	3.00	
10	Jaipur	20376	0.04			0.00	3.00	
11	Jalore	20377	0.01	0.10	0.10	0.00	3.00	
12	Karauli	20379	0.04		0.10	0.00	3.00	
13	Nagar	20380	0.04	0.10	0.10	0.00	3.00	
14	Pali	20381	0.04	0.10	0.10	0.00	3.00	
15	Rajsamand	20383	0.04	0.10	0.10	0.00	3.00	
16	Sawai Madhopur	20385	0.04	0.10	0.10	0.00	3.00	
17	Tenk	20389	0.04	0.10	0.10	0.01	3.00	
18	Balotra (Bamer)	20390	0.04		0.05	0.00	3.00	
19	Didwana (Nagar)	20391	0.04	0.10	0.05	0.00	3.00	
20	Krishangarh (Ajmer)	20392	0.04	0.10	0.10	0.00	3.00	
21	Kotpathi (Jaipur)	20393	0.04	0.10	0.32	0.01	3.00	
22	Nathdwara (Rajsamand)	20394	0.04	0.10	0.10	0.60	3.00	
23	Sawai City (Pali)	20395	0.04		0.10	0.00	3.00	
24	Jaipur Hos. Jaipur	20397	0.04	0.10		0.00	3.00	
25	Sahapura (Bhilwara)	20403	0.04	0.10		0.00	3.00	
26	Kachaman City (Nagar)	20409	0.04			0.00	3.00	
27	Ladnu (Nagar)	20410	0.04	0.10		0.00	3.00	
28	Nasirabad (Ajmer)	20412	0.04			0.00	3.00	
<b>IBC</b>								
1	Alwar	20443	0.03			0.00	0.50	
2	Bamer	20486				0.00	0.50	
3	Bundi	20557	0.03			0.00	0.50	
4	Bharatpur	20490	0.03			0.00	0.50	
5	Bhilwara	20560				0.00	0.50	
6	Dholpur	20579	0.03	0.05		0.00	0.50	
7	Dausa	20569	0.03	0.05		0.00	0.50	
8	Nagar	20581	0.03	0.05		0.00	0.50	
9	Sawai Madhopur	20585	0.05			0.00	0.50	
10	Pali	20582	0.03			0.00	0.50	
11	Jhalawar	20574	0.03			0.00	0.50	
12	Tenk	20588	0.03			0.00	0.50	
13	Kota	20580	0.03	0.05		0.00	0.50	
14	Jalore	20571	0.03			0.00	0.50	
<b>TOTAL</b>			<b>4.51</b>	<b>7.15</b>	<b>6.67</b>	<b>0.82</b>	<b>236.00</b>	

  
 Financial Advisor  
 Medical & Health Services  
 Rajasthan Jaipur

**Budget Allotment for the year 2019-20**

2210-Medical & Public Health

Demand No -26

06- Public Health

101- Prevention & Control of Diseases

(20)- MNTY

[01]- Through DMHS (Plan)

(Rs. in Lakh)

S No.	Name of Office	Office UID	05 OE	07 MMV	37-LIV
1	2	3	4	5	6
<b>Chief Medical &amp; Health Officer</b>					
1	Ajmer	20200	0.03	0.055	0.23
2	Alwar	20201	0.03		0.97
3	Barmer	20204	0.03	0.055	0.09
4	Baran	20203			0.08
5	Bharatpur	20206	0.03	0.055	0.20
6	Bhilwara	20207	0.03	0.055	0.05
7	Bundi	20210	0.03		0.08
8	Ratangarh (Churu)	20239			0.02
9	Chhottogarh	20240			0.02
10	Dungarpur	20244			0.03
11	Dausa	20242	0.03		0.14
12	Dholpur	20243	0.03		0.02
13	Jaipur I	20249	0.03		0.35
14	Jaipur II	20250	0.03		0.04
15	Jaisalmer	20253	0.03	0.055	0.11
16	Jalore	20254	0.03	0.055	0.18
17	Jhalwar	20255	0.03	0.055	0.01
18	Jhunjhunu	20256			0.11
19	Jodhpur	20257	0.03	0.055	0.96
20	Kanoli	20258	0.03	0.055	0.12
21	Kota	20259	0.03	0.055	0.37
22	Nagaur	20260	0.03		0.02
23	Pali	20261	0.03		0.15
24	Rajsamand	20263	0.03		
25	S. Madhopur	20264	0.03		0.04
26	Sikar	20265			0.02
27	Tonk	20267	0.03	0.055	0.12
<b>Principal Medical Officer</b>					
1	Alwar	20338	0.02		0.00
2	Barmer	20346	0.02		0.10
3	Beawar (Ajmer)	20349	0.02	0.055	0.00
4	Bharatpur	20351	0.02		0.08
5	Bhilwara	20357	0.02		0.00
6	Bundi	20210	0.02		
7	Ratangarh (Churu)	20384			0.01
8	Dausa	20368	0.02	0.055	0.03
9	Dholpur	20370	0.02		0.02
10	Jaisalmer	20376	0.02		0.00
11	Jalore	20377	0.02	0.055	0.00
12	Kanoli	20379	0.02		0.03
13	Nagaur	20380	0.02	0.055	0.00
14	Pali	20381	0.02		0.03
15	Rajsamand	20383	0.02	0.055	
16	Sirohi	20388		0.055	0.01
17	Sawar Madhopur	20385	0.02		0.07
18	Tonk	20389	0.02		0.00
19	Balotra (Barmer)	20390	0.02		0.00
20	Didwana (Nagaur)	20391	0.02		0.02
21	Kishangarh (Ajmer)	20392	0.02		0.02
22	Kotputli (Jaipur)	20393	0.02		0.03
23	Kuchaman City (Nagaur)	20409	0.02		0.04
24	Nathdawara (Rajsamand)	20394	0.02		0.01
25	Soja City (Pali)	20395	0.02		0.01
26	Jaipuriya Hos. Jaipur	20397	0.02		0.05
27	Sahapura (Bhilwara)	20403	0.02		0.00
28	Ladnu (Nagaur)	20410	0.02	0.055	0.00
29	Nasirabad (Ajmer)	20412	0.02		0.00
30	IBC				0.00
31	Kota	20580			0.01
32	KNS IDC Ajmer	20590			0.01
33	Alwar	20201	0.02		
34	Jodhpur	20257	0.02		
<b>TOTAL</b>			<b>1.21</b>	<b>0.99</b>	<b>5.11</b>

Financial Advisor  
Medical & Health Services  
Rajasthan Jaipur

Budget Allotment for the year 2016-17

2210 - Medical & Public Health

Demand No -26

06 - Public Health

107 - Public Health Laboratory

(01) - Bacteriological Laboratories (Plan)

(Rs. in Lakh)

S. N.	Name of Office	Office UID	05 OE	41 CS
1	2	3	4	6
1	ID & DDO (HQ) Jaipur	20179		
2	ID Ajmer	20184		
3	ID Jaipur	20195		0 10
4	ID Udaipur	20198		0 10
<b>Chief Medical &amp; Health Officer</b>				
5	Ajmer	20200	0 05	0 10
6	Alwar	20201		
	Banswara	20202		
8	Bikaner	20203		
9	Banera	20204		0 35
10	Bharatpur	20206	0 05	0.20
11	Bhilwara	20207		
12	Bikmer	20209	0 05	
13	Bundi	20210		
14	Ratangarh(Churu)	20239		0 10
15	Bhittoregarh	20240		
16	Banswa	20242		
17	Bhopur	20243		
18	Banumangarh	20246		
19	Shri Ganganagar	20247		
20	Jaipur I	20249		
21	Jaipur II	20250		
22	Jaisalmer	20253		0 10
23	Jalore	20254	0 05	0.10
24	Jhalwar	20255		
25	Jhunjhunu	20256		
26	Jodhpur	20257	0 04	0 25
27	Karauli	20258		0 15
28	Kota	20259		
29	Nagaur	20260		
30	Pali	20261		
31	Paratapgarh	20262		0 25
32	Palsamand	20263		0 13
33	S. Madhopu	20264		0 10
34	Sikar	20265		
35	Sirohi	20266		
36	Tonk	20267		
37	Jaipur	20268	0 04	0 30
	<b>TOTAL</b>		<b>0.28</b>	<b>2.33</b>

Financial Advisor  
Medical & Health Services  
Rajasthan Jaipur

### Budget Allotment for the year 2019-20

2210- Medical & Public Health Demand No -51

06- Public Health


789- SCSP

(02)- Nishulk Day Vitaran Yojana

01]- Through DWHS (Plan)

Amount in Lakh

S. No.	Name of Office	Office UID	05 OE	07 MMV	36 Hire of	37 Liv.	60 DM
1	2	3	4	5	6	7	8
<b>JD</b>							
1	Bikaner	20187	0.05	0.10			
<b>Chief Medical &amp; Health Officer</b>							
1	Bikaner	20209	0.10	0.20	0.30		5.00
2	Hanumangah	20246	0.10	0.20	0.30		5.00
3	Hunjhani	20256	0.10	0.20	0.30	0.01	9.00
4	Ratangah (Churu)	20239	0.10	0.20	0.30		5.00
5	Sikat	20265	0.10	0.20	0.30	0.19	5.00
6	Shri Ganganagar	20247	0.10	0.20	0.30		5.00
<b>Principal Medical Officer</b>							
7	Churu	20364	0.05		0.10		4.00
8	Ratangah (Churu)	20384	0.05		0.05		4.00
9	Sujangah (Churu)	20396	0.05	0.05	0.10		2.00
10	Hanumangah	20374	0.05	0.05	0.10		4.00
11	Hunjhani	20378	0.05				4.00
12	Sikat	20387	0.05		0.10		9.00
13	Shri Ganganagar	20386	0.05		0.10		3.00
14	Khetri	20408	0.05				1.00
15	Sardarshahar	20416	0.05	0.05	0.10		3.00
<b>TBC</b>							
17	Bikaner	20500	0.02				0.50
18	Hunjhani	20577	0.02	0.05	0.03		0.50
19	Ratangah (Churu)	20584	0.02				0.50
20	Sikat	20586	0.02	0.05	0.03		0.50
<b>TOTAL</b>			<b>1.18</b>	<b>1.55</b>	<b>2.51</b>	<b>0.20</b>	<b>70.00</b>


  
 Financial Advisor  
 Medical & Health Services  
 Rajasthan Jaipur

**Budget Allotment for the year 2019-20**

2210- Medical & Public Health Demand No -51  
 06- Public Health  
 789- SCSP  
 (03)- MNJY  
 [01]- Through DMHS (Plan)

(Rs. in Lakh)

S. NO	Name of Office	Office UID	05 OE	37 Liv.
1	2	3	4	5
<b>Chief Medical &amp; Health Officer</b>				
1	Bikaner	20209	0.10	
2	Barmer	20204	0.10	0.09
3	Dausa	20242		0.07
4	Dholpur	20243		0.05
5	Hanumangarh	20246	0.10	0.20
6	Hunjhana	20256	0.10	0.10
7	Ratangarh (Churu)	20239	0.10	0.17
8	Sikar	20265	0.10	0.20
9	Shri Ganganagar	20247	0.10	0.02
<b>Principal Medical Officer</b>				0.00
1	Churu	20364	0.10	0.03
2	Khetri	20408	0.10	0.00
3	Ratangarh (Churu)	20384	0.10	0.00
4	Sujangarh (Churu)	20396	0.10	0.02
5	Hanumangarh	20374	0.10	0.01
6	Hunjhana	20378	0.10	0.00
7	Sikar	20387	0.10	0.06
8	Shri Ganganagar	20386	0.10	0.00
9	Sate Bikanar	20400		0.00
10	Jaipuriya Jaipur	20397	0.10	0.00
<b>IBC</b>				0.00
1	Hunjhana	20577	0.05	0.00
<b>TOTAL</b>			<b>1.65</b>	<b>1.01</b>


  
 Financial Advisor  
 Medical & Health Services  
 Rajasthan Jaipur

## Budget Allotment for the year 2019 20

210- Medical & Public Health Demand No -30  
 06- Public Health  
 796- Tribal Sub Plan  
 (06)- Nishuk Daya Vitaran Yojana  
 (01)- Through DMHS (Plan)

Amount in Lakh

S. NO	Name of Office	Office UID	05 OE	07 MMV	36 Hire of Vech.	37 Liv.	60 DM
1	2	3	4	5	6	7	8
<b>JD</b>							
1	Udaipur	20198	0 02	0 10			
<b>Chief Medical &amp; Health Officer</b>							
1	Banswara	20202	0.02	0 10			5 00
2	Baran	20203	0 02	0 20	0 40		5 00
3	Chhitorgarh	20240	0 02	0 20			5 00
4	Dungarpur	20244	0 02	0 20			5 00
5	Pratapgarh	20262	0 02	0 20	0 40	0 01	5 00
6	Sirohi	20266	0 02	0 20	0 40		5 00
7	Udaipur	20268	0 02	0 20	0 40	0.03	5 00
<b>Principal Medical Officer</b>							
8	Banswara	20340	0 02	0 10	0 40	0 01	1 50
9	Baran	20343	0 02		0 40		1 50
10	Chhitorgarh	20361	0 02				1 50
11	Dungarpur	20373	0 02			0 01	1 50
12	Sagwara (Dungarpur)	20594	0 02			0 00	1 50
13	Pratapgarh	20382	0 02			0 00	1 50
14	Sirohi	20388	0 02	0 10	0 40	0 00	1 50
15	Hiranmagari (Udaipur)	20401					
16	Chandpol (Udaipur)	20405					
<b>TBC</b>							
17	Banswara	20445	0.02				0 50
18	Chhitorgarh	20558	0 02			0 00	0 50
19	Dungarpur	20561	0 02				0 50
20	Sirohi	20587	0 02				0.50
21	Udaipur	20589	0 02				0 50
<b>TOTAL</b>			<b>0.40</b>	<b>1.60</b>	<b>2.80</b>	<b>0.06</b>	<b>48.00</b>

  
 Financial Advisor  
 Medical & Health Services  
 Rajasthan Jaipur

**Budget Allotment for the year 2019-20**

2210- Medical & Public Health

Demand No -34

06- Public Health


796- Tribal Sub Plan

(07)- Nishulk Jang Yojana

[01]- Through DMHS (Plan)

(Rs. in Lakh)

S NO	Name of Office	Office UID	05 OE	37 Liv.
1	2	3	4	5
<b>Chief Medical &amp; Health Officer</b>				
1	Banswara	20202	0.05	0.097
2	Baran	20203	0.05	0.083
3	Chhitorgarh	20240	0.05	0.160
4	Dungarpur	20244	0.05	0.250
5	Pratapgarh	20262	0.05	0.067
6	Sirohi	20266	0.05	0.000
7	Udaipur	20268	0.05	0.000
<b>Principal Medical Officer</b>				0.000
1	Banswara	20340	0.04	0.007
2	Baran	20343	0.04	0.050
3	Chhitorgarh	20361	0.04	0.000
4	Dungarpur	20373	0.04	0.000
5	Sagwara (Dungarpur)	20594	0.04	0.040
6	Pratapgarh	20382	0.04	0.000
7	Sirohi	20388	0.04	0.000
<b>TTC</b>				0.000
1	Banswara	20445	0.02	0.000
<b>TOTAL</b>			<b>0.65</b>	<b>0.753</b>

  
 Financial Advisor  
 Medical & Health Services  
 Rajasthan Jaipur