

राजस्थान सरकार  
निदेशालय चिकित्सा स्वास्थ्य सेवायें राज0 जयपुर

क्रमांक : ए.4( )लेखा/आयोजना/2017-18/

दिनांक :-

समस्त संयुक्त निदेशक, चिकित्सा एवं स्वास्थ्य सेवायें (जोन)  
समस्त मुख्य चिकित्सा एवं स्वास्थ्य अधिकारी।  
समस्त प्रमुख चिकित्सा अधिकारी/चिकित्सा अधिकारी प्रभारी, सेटेलाईट हॉस्पिटल/  
प्रभारी चिकित्सा अधिकारी, राजकीय चिकित्सालय।  
अधीक्षक, संलग्न चिकित्सालय संघ जयपुर, अजमेर, जोधपुर, बीकानेर, उदयपुर एवं कोटा।  
विभागाध्यक्ष, डिप्लोमा कोर्स इन फार्मसी, जयपुर।  
प्रधानाचार्य, आयुर्विज्ञान महाविद्यालय अजमेर, जोधपुर,।  
प्रधानाचार्य, प0क0 प्रशिक्षण केन्द्र हीराबाग जयपुर।  
समस्त सहायक औषधी नियंत्रक।  
समस्त जिला क्षय रोग अधिकारी/चिकित्सा अधिकारी प्रभारी क्षय निवारण केन्द्र/के.एन.टी.बी.सी.  
अजमेर।  
समस्त जिला कुष्ठ रोग अधिकारी/प्रभारी कुष्ठ नियंत्रण इकाई।  
संयुक्त निदेशक एवं आहरण एवं वितरण अधिकारी, मुख्यालय।  
राजकीय विश्लेषक, जयपुर।  
मुख्य सार्वजनिक विश्लेषक, जयपुर।

विषय :-वर्ष 2017-18 हेतु राज्य निधि के बजट मदों में अतिरिक्त बजट आवंटन के कम  
मे।

उपर्युक्त विषयान्तर्गत लेख है कि वर्ष 2017-18 के लिए राज्य निधि के बजट मदों में  
संलग्न विवरणानुसार अतिरिक्त बजट आवंटन किया जाता है।


संलग्न:- उपरोक्तानुसार।

नोट:- आवंटित राशि के व्यय के संबंध में विभाग के पत्र क्रमांक:-ए-4  
(1)लेखा/आयोजना/2017-18/01 दिनांक 01.04.2017 में दिये गये अनुदेशों की  
अनुपालना सुनिश्चित करावें।

sd  
(जे.एल.जांगिड़)  
वित्तीय सलाहकार  
चिकित्सा एवं स्वास्थ्य सेवायें  
राजस्थान जयपुर

क्रमांक :- ए-4 ( ) लेखा/आयोजना/2017-18/20 दिनांक : 11/04/2017

प्रतिलिपि:- प्रभारी सर्वर, मुख्यालय को प्रेषित कर लेख है कि उक्त बजट आवंटन को विभाग की  
वेबसाइट पर अपलोड करावें।

  
(जे.एल.जांगिड़)  
वित्तीय सलाहकार  
चिकित्सा एवं स्वास्थ्य सेवायें  
राजस्थान जयपुर

राजस्थान सरकार  
निदेशालय चिकित्सा स्वास्थ्य सेवायें राज0 जयपुर

क्रमांक : ए.4( )लेखा/आयोजना/2017-18/20

दिनांक :- 11/04/2017


समस्त संयुक्त निदेशक, चिकित्सा एवं स्वास्थ्य सेवायें (जोन)  
समस्त मुख्य चिकित्सा एवं स्वास्थ्य अधिकारी।  
समस्त प्रमुख चिकित्सा अधिकारी/चिकित्सा अधिकारी प्रभारी, सेटेलाईट हॉस्पिटल/  
प्रभारी चिकित्सा अधिकारी, राजकीय चिकित्सालय।  
अधीक्षक, संलग्न चिकित्सालय संघ जयपुर, अजमेर, जोधपुर, बीकानेर, उदयपुर एवं कोटा।  
विभागाध्यक्ष, डिप्लोमा कोर्स इन फार्मसी, जयपुर।  
प्रधानाचार्य, आयुर्विज्ञान महाविद्यालय अजमेर, जोधपुर।  
प्रधानाचार्य, प0क0 प्रशिक्षण केन्द्र हीराबाग जयपुर।  
समस्त सहायक औषधी नियंत्रक।  
समस्त जिला क्षय रोग अधिकारी/चिकित्सा अधिकारी प्रभारी क्षय निवारण केन्द्र/के.एन.टी.बी.सी.  
अजमेर।  
समस्त जिला कुष्ठ रोग अधिकारी/प्रभारी कुष्ठ नियंत्रण इकाई।  
संयुक्त निदेशक एवं आहरण एवं वितरण अधिकारी, मुख्यालय।  
राजकीय विश्लेषक, जयपुर।  
मुख्य सार्वजनिक विश्लेषक, जयपुर।

विषय :- वर्ष 2017-18 हेतु राज्य निधि के बजट मदों में अतिरिक्त बजट आवंटन के क्रम  
में।

उपर्युक्त विषयान्तर्गत लेख है कि वर्ष 2017-18 के लिए राज्य निधि के बजट मदों में  
संलग्न विवरणानुसार अतिरिक्त बजट आवंटन किया जाता है।

संलग्न:- उपरोक्तानुसार।

नोट:- आवंटित राशि के व्यय के संबंध में विभाग के पत्र क्रमांक:-ए-4  
(1)लेखा/आयोजना/2017-18/01 दिनांक 01.04.2017 में दिये गये अनुदेशों की  
अनुपालना सुनिश्चित करावें।



(जे.एल.जांगिड)

वित्तीय सलाहकार  
चिकित्सा एवं स्वास्थ्य सेवायें  
राजस्थान जयपुर

क्रमांक :- ए-4 ( ) लेखा/आयोजना/2017-18

दिनांक :

प्रतिलिपि:-प्रभारी सर्वर, मुख्यालय को प्रेषित कर लेख है कि उक्त बजट आवंटन को विभाग की  
वेबसाइट पर अपलोड करावें।

(जे.एल.जांगिड)

वित्तीय सलाहकार  
चिकित्सा एवं स्वास्थ्य सेवायें  
राजस्थान जयपुर

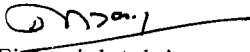
**Add. Budget Allotment for the year 2017-18**

2210- Medical & Public Health  
01- Urban Health Services- Allopathy  
001- Direction and Administration  
(01)- Headquarter Establishment  
[00]-

Demand No.-26

(Rs. in Lacs)

S. N.	Name of Office	Office UID	03 - TA	04 - MR	05 - OE
1	2	3	4	5	6
1	DDO Head Quarter	20179	0.15	0.40	20.00
	<b>TOTAL</b>		<b>0.15</b>	<b>0.40</b>	<b>20.00</b>


  
Financial Advisor  
Medical & Health Services  
Rajasthan Jaipur

**Add. Budget Allotment for the year 2017-18**

2210- Medical & Public Health  
 01- Urban Health Services- Allopathy  
 110- Hospital & Dispensaries  
 (03)- Other Hospital&Dispensaries  
 [01]- General Hospital

Demand No.-26

(Rs. in Lacs)					
S.NO.	Name of Office	Office UID	05-OE	37-Liv.	60-DM
1	2	3	4	5	6
<b>Chief Medical &amp; Health Officer</b>					
1	Jodhpur	20257	0.07	0.18	
2	S.Madhapur	20264	0.07	0.20	
3	Jhunjhunu	20256	0.07	0.10	
4	kota	20259	0.07	0.10	
<b>Principal Medical Officer</b>					
5	Alwar	20338	0.07	0.40	0.25
6	Banswara	20340	0.07	0.06	0.50
7	Barmer	20346	0.07	0.03	0.10
8	Beawar (Ajmer)	20349	0.07	0.03	0.10
9	Bharatpur	20354	0.07	0.12	0.50
10	Bhilwara	20357	0.07	0.18	0.50
11	Bundi	20360	0.07	0.02	0.50
12	Chittorgarh	20361	0.07	0.01	0.10
13	Churu	20364	0.07	0.20	0.10
14	Dausa	20368	0.07	0.11	0.50
15	Dholpur	20370	0.07	0.01	0.10
16	Karauli	20379	0.07	0.01	0.10
17	Nasirabad (Ajmer)	20412	0.07	0.12	0.10
18	HBK Jaipur	20375	0.07	0.03	0.10
19	Jaipuriya Jaipur	20397	0.07	0.20	0.10
20	Sethi Colony Jaipur	20399	0.07	0.02	0.10
21	Mandor (Jodhpur)	20401	0.07	0.05	0.10
22	Sat. Bikaner	20400	0.07	0.01	0.10
23	Tonk	20389	0.07	0.01	0.10
24	Jalore	20377	0.07	0.04	0.10
25	Jhunjhunu	20378	0.07	0.33	0.50
26	Nagaur	20380	0.07	0.02	0.10
27	Kuchaman City (Nagaur)	20409	0.06	0.02	0.10
28	Pali	20381	0.07	0.05	0.10
29	Pratapgarh	20382	0.07	0.01	0.10
30	Ratangarh (Churu)	20384	0.07	0.01	0.10
31	Sawai Madhopur	20385	0.07	0.18	0.10
32	Shri Ganganagar	20386	0.07	0.05	0.10
33	Sagwara (Dungarpur)	20594	0.06	0.03	0.10
34	Sikar	20387	0.07	0.12	0.50
35	Sirohi	20388	0.07	0.02	0.10
36	Balotra (Barmer)	20390	0.07	0.01	0.10
37	Kishangarh (Ajmer)	20392	0.06	0.01	0.10
38	Kotputli (Jaipur)	20393	0.07	0.01	0.50
39	Nathdawara (Rajsamand)	20394	0.07	0.12	0.10
40	Pawta (Jodhpur)	20402	0.06	0.06	0.10
41	Kethdi (Jhunjhunu)	20408	0.06	0.12	0.10
<b>AGHS</b>					
42	Supd. AGHS Bikaner	1894		0.06	
43	Supd. AGHS Udaipur	1902		0.06	
44	Supd. AGHS Jodhpur	1911		0.06	
45	Supd. AGHS Ajmer	19671		0.06	
46	Supd. AGHS Jaipur	19677		0.06	
47	Supd. AGHS Kota	20091		0.06	
<b>TOTAL</b>			<b>2.82</b>	<b>3.77</b>	<b>7.05</b>

  
 Financial Advisor

Medical & Health Services

Rajasthan Jaipur

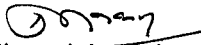
**Add. Budget Allotment for the year 2017-18**

2210- Medical & Public Health  
01- Urban Health Services- Allopathy  
110- Hospital & Dispensaries  
(03)- Other Hospital & Dispensaries  
[06]- Dispansary & Aid Post

Demand No.-26

(Rs. in Lacs)

S. N.	Name of Office	Office UID	37 - Liv.
1	2	3	4
<b>Chief Medical &amp; Health Officer</b>			
1	Bundi	20210	0.01
2	Ratangarh (Churu)	20239	0.11
3	Jaipur I	20249	0.05
4	Jaipur II	20250	0.08
5	Kota	20259	0.03
6	Govt. Hospital, Bikaner House, New Delhi	20593	0.03
	<b>Total</b>		<b>0.31</b>

  
Financial Advisor

Medical & Health Services

22 Rajasthan Jaipur

**Add. Budget Allotment for the year 2017-18**

2210- Medical & Public Health

Demand No.-26

01- Urban Health Services- Allopathy

196- Jila Parisad/Distt.Level Panchayat

(01)- Distt.Level Establishment

[01]- Division & District Establishment

			(Rs. in Lacs)
S. N.	Name of Office	Office UID	05 - OE
1	2	3	4
1	DDO HQ	20179	0.10
<b>JD</b>			
2	Ajmer	20184	0.06
3	Bikaner	20187	0.06
4	Bharatpur	20189	0.06
5	Jaipur	20195	0.06
6	Jodhpur	20196	0.06
7	Kota	20197	0.06
8	Udaipur	20198	0.06
<b>Chief Medical &amp; Health Officer</b>			
9	Ajmer	20200	0.06
10	Alwar	20201	0.06
11	Banswara	20202	0.06
12	Baran	20203	0.06
13	Barmer	20204	0.06
14	Bharatpur	20206	0.06
15	Bhilwara	20207	0.06
16	Bikaner	20209	0.06
17	Bundi	20210	0.06
18	Ratangarh (Churu)	20239	0.06
19	Chittorgarh	20240	0.06
20	Dausa	20242	0.06
21	Dholpur	20243	0.06
22	Dungarpur	20244	0.06
23	Hanumangarh	20246	0.06
24	Shri Ganganagar	20247	0.06
25	Jaipur I	20249	0.06
26	Jaipur II	20250	0.06
27	Jaisalmer	20253	0.06
28	Jalor	20254	0.06
29	Jhalawar	20255	0.06
30	Jhunjhunu	20256	0.06
31	Jodhpur	20257	0.06
32	Karauli	20258	0.06
33	Kota	20259	0.06
34	Nagaur	20260	0.06
35	Pali	20261	0.06
36	Pratapgarh	20262	0.06
37	Rajsamand	20263	0.06
38	S.Madhopur	20264	0.06
39	Sikar	20265	0.06
40	Sirohi	20266	0.06
41	Tonk	20267	0.06
42	Udaipur	20268	0.06
<b>TOTAL</b>			<b>2.56</b>

  
Financial Advisor

Medical & Health Services

Rajasthan Jaipur

**Add. Budget Allotment for the year 2017-18**

2210- Medical & Public Health

Demand No.-30

01- Urban Health Services-Allopathy

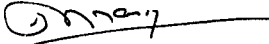
197- Block Panchayat/Middle Panchayat Level

(02)- Tribal Area Sub Plan-Distt. Level Establishment

[01]- Primary Health Center

(Rs. in Lacs)

S. N.	Name of Office	Office UID	05 - OE	37 - Liv.
1	2	3	4	5
<b>Chief Medical &amp; Health Officer</b>				
1	Banswara	20202	0.06	0.18
2	Baran	20203	0.06	0.18
3	Bundi	20210	0.06	0.18
4	Chittorgarh	20240	0.06	0.18
5	Dungarpur	20244	0.06	0.18
6	Dausa	20242	0.06	0.18
7	Jaipur-1	20249	0.06	0.18
8	Pratapgarh	20262	0.06	0.18
9	Rajsamand	20263	0.06	0.18
10	Sirohi	20266	0.06	0.18
11	S.Madhapur	20264	0.06	0.18
12	Tonk	20267	0.06	0.18
13	Udaipur	20268	0.06	0.18
	<b>Total</b>		<b>0.78</b>	<b>2.34</b>

  
Financial Advisor  
Medical & Health Services  
215 Rajasthan Jaipur

**Add. Budget Allotment for the year 2017-18**

2210- Medical & Public Health

Demand No.-30

01- Urban Health Services- Allopathy


197- Block Panchayat/Middle Panchayat Level

(02)- Tribal Area Sub Plan-Distt. Level Establishment

[03]- Health Sub Center

(Rs. in Lacs)

S. N.	Name of Office	Office UID	05 - OE	37 - Liv.
1	2	3	4	5
<b>CMHO</b>				
1	Banswara	20202	0.10	0.35
2	Dungarpur	20244	0.10	0.35
3	Dausa	20242	0.10	0.35
4	Pratapgarh	20262	0.10	0.35
5	Sirohi	20266	0.10	0.35
6	Tonk	20267	0.10	0.35
7	Udaipur	20268	0.10	0.35
	<b>TOTAL</b>		<b>0.70</b>	<b>2.45</b>



Financial Advisor

Medical & Health Services

212 Rajasthan Jaipur



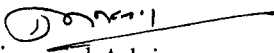
**Add. Budget Allotment for the year 2017-18**

2210- Medical & Public Health  
01- Urban Health Services- Allopathy  
789- SCSP  
(01)- Hospitals & Dispensary  
[00]-

Demand No.-51

(Rs. in Lacs)

S. NO.	Name of Office	Office UID	05 - OE	37 - Liv.
1	2	3	4	5
<b>Principal Medical Officer</b>				
1	Jalore	20377	0.10	0.50
2	Sujangarh (Churu)	20396	0.10	0.50
3	Sete. Hospita, Ajmer	20625	0.10	0.50
	<b>TOTAL</b>		<b>0.30</b>	<b>1.50</b>

  
Financial Advisor

Medical & Health Services

252 Rajasthan Jaipur


**Add. Budget Allotment for the year 2017-18**

2210- Medical & Public Health  
 01- Urban Health Services- Allopathy  
 796- Tribal Area Sub.  
 (02)- Other Hospital  
 [00]-

Demand No.-30

(Rs. in Lacs)

S. N.	Name of Office	Office UID	05 - OE	37 - Liv.	41 - C.S.	60 - DM
1	2	3	4	5	6	7
<b>Chief Medical &amp; Health Officer</b>						
1	Banswara	20202	0.07	0.20	30.00	2.00
2	Dungarpur	20244	0.07		40.00	2.00
3	Pratapgarh	20262	0.07	0.20	15.00	2.00
4	Sirohi	20266	0.07	0.20	8.00	2.00
5	Udaipur	20268	0.07		70.00	2.00
6	Baran	20203	0.07			70.00
	<b>TOTAL</b>		<b>0.42</b>	<b>0.60</b>	<b>163.00</b>	<b>80.00</b>

  
 Financial Advisor  
 Medical & Health Services  
 2.5 Rajasthan Jaipur


**Add. Budget Allotment for the year 2017-18**

2210- Medical & Public Health  
01- Urban Health Services- Allopathy  
796- Tribal Area Sub.  
(05)- Community Health Center  
[00]-

Demand No.-30

(Rs. in Lacs)

S. N.	Name of Office	Office UID	05 - OE	20 - MMV	37 - Liv.	60 - D.M.
1	2	3	4	5	6	7
<b>CMHO</b>						
1	Banswara	20202	0.09	0.30	0.40	1.00
2	Dausa	20242	0.09		0.14	
3	Dungarpur	20244	0.09	0.40	0.22	1.00
4	Jaipur II	20250	0.09		0.24	
5	S.Madhapur	20264	0.09		0.08	
6	Pratapgarh	20262	0.09	0.30	0.05	1.00
7	Tonk	20267	0.09		0.08	
8	Udaipur	20268	0.09	0.30	0.29	1.00
	<b>Total</b>		<b>0.72</b>	<b>1.30</b>	<b>1.50</b>	<b>4.00</b>


  
Financial Advisor  
Medical & Health Services  
2-5 Rajasthan Jaipur

**Add. Budget Allotment for the year 2017-18**

2210- Medical & Public Health  
 03- Rural Health Services, Allopathy  
 104- Community Health Center  
 (01)- Community Health Center  
 [00]-

Demand No.-26

(Rs. in Laes)					
S. N.	Name of Office	Office UID	05 - OE	Liv.	60 - D.M.
1	2	3	4	5	6
<b>Chief Medical &amp; Health Officer</b>					
1	Ajmer	20200	0.10	0.24	0.20
2	Alwar	20201	0.10	0.40	0.20
3	Baran	20203	0.10	0.05	0.20
4	Barmer	20204	0.10	0.05	0.20
5	Bharatpur	20206	0.10	0.07	0.20
6	Bhilwara	20207	0.10	0.15	0.20
7	Bikaner	20209	0.10	0.06	0.20
8	Bundi	20210	0.10	0.08	0.20
9	Ratangarh (Churu)	20239	0.10	0.10	0.20
10	Chittorgarh	20240	0.10	0.15	0.20
11	Dausa	20242	0.10	0.15	0.20
12	Dholpur	20243	0.10	0.05	0.20
13	Hahumangarh	20246	0.10	0.04	0.20
14	Shri Ganganagar	20247	0.10	0.06	0.20
15	Jaipur I	20249	0.10	0.25	0.20
16	Jaipur II	20250	0.10	0.19	0.20
17	Jaisalmer	20253	0.10	0.03	0.20
18	Jalor	20254	0.10	0.02	0.20
19	Jhalawar	20255	0.10	0.03	0.20
20	Jhunjhunu	20256	0.10	0.40	0.20
21	Jodhpur	20257	0.10	0.05	0.20
22	Karauli	20258	0.10	0.06	0.20
23	Kota	20259	0.10	0.15	0.20
24	Nagaur	20260	0.10	0.30	0.20
25	Pali	20261	0.10	0.15	0.20
26	Pratapgarh	20262	0.10	0.03	0.20
27	Rajsamand	20263	0.10	0.04	0.20
28	S.Madhopur	20264	0.10	0.12	0.20
29	Sikar	20265	0.10	0.50	0.20
30	Tonk	20267	0.10	0.07	0.20
31	Udaipur	20268	0.10	0.08	0.20
<b>TOTAL</b>			<b>3.10</b>	<b>4.12</b>	<b>6.20</b>

  
 Financial Advisor  
 Medical & Health Services  
 215 Rajasthan Jaipur

**Add. Budget Allotment for the year 2017-18**

2210 - Medical & Public Health

Demand No.-26

03 - Rural Health Services-Allopathy


197- Block Panchayat/Middle Panchayat Level

(01)- Block Level Establishment

[01]- Primary Health Centre

(Rs. in Lacs)

S. N.	Name of Office	Office UID	05 - OE	37 - Liv.	60 - D.M.
1	2	3	4	5	6
<b>Chief Medical &amp; Health Officer</b>					
1	Ajmer	20200	0.04	0.10	0.18
2	Alwar	20201	0.04	0.20	0.18
3	Banswara	20202	0.04	0.01	0.18
4	Baran	20203	0.04	0.03	0.18
5	Barmer	20204	0.04	0.10	0.18
6	Bharatpur	20206	0.04	0.08	0.18
7	Bhilwara	20207	0.04	0.06	0.18
8	Bikaner	20209	0.04	0.04	0.18
9	Bundi	20210	0.04	0.04	0.18
10	Ratangarh (Churu)	20239	0.04	0.10	0.18
11	Chittorgarh	20240	0.04	0.05	0.18
12	Dausa	20242	0.04	0.05	0.18
13	Dholpur	20243	0.04	0.03	0.18
14	Hanumangarh	20246	0.04	0.06	0.18
15	Shri Ganganagar	20247	0.04	0.03	0.18
16	Jaipur I	20249	0.04	0.10	0.18
17	Jaipur II	20250	0.04	0.10	0.18
18	Jaisalmer	20253	0.04	0.03	0.18
19	Jalor	20254	0.04	0.04	0.18
20	Jhalawar	20255	0.04	0.02	0.18
21	Jhunjhunu	20256	0.04	0.25	0.18
22	Jodhpur	20257	0.04	0.10	0.18
23	Karauli	20258	0.04	0.10	0.18
24	Kota	20259	0.04	0.08	0.18
25	Nagaur	20260	0.04	0.10	0.18
26	Pali	20261	0.04	0.06	0.18
27	Paratapgarh	20262	0.04	0.01	0.18
28	Rajsamand	20263	0.04	0.02	0.18
29	S.Madhapur	20264	0.04	0.03	0.18
30	Sikar	20265	0.04	0.25	0.18
31	Sirohi	20266	0.04	0.01	0.18
32	Tonk	20267	0.04	0.05	0.18
33	Udaipur	20268	0.04	0.03	0.18
	<b>TOTAL</b>		<b>1.32</b>	<b>2.36</b>	<b>5.94</b>



Financial Advisor

Medical & Health Services

2-5 Rajasthan Jaipur

**Add. Budget Allotment for the year 2017-18**

2210 - Medical & Public Health

Demand No.-26

03- Rural Health Services-Allopathy

197- Block Panchayat/Middle Panchayat Level

(01)- Block Level Establishment

[03]- Health Sub Centre

(Rs. in Lacs)

S. N.	Name of Office	Office UID	05 - OE	37 - Liv.
1	2	3	4	5
<b>Chief Medical &amp; Health Officer</b>				
1	Ajmer	20200	0.03	0.18
2	Alwar	20201	0.03	0.18
3	Banswara	20202	0.03	0.18
4	Baran	20203	0.03	0.18
5	Barmer	20204	0.03	0.18
6	Bharatpur	20206	0.03	0.18
7	Bhilwara	20207	0.03	0.18
8	Bikaner	20209	0.03	0.18
9	Bundi	20210	0.03	0.18
10	Ratangarh (Churu)	20239	0.03	0.18
11	Chittorgarh	20240	0.03	0.18
12	Dausa	20242	0.03	0.18
13	Dholpur	20243	0.03	0.18
14	Hanumangarh	20246	0.03	0.18
15	Shri Ganganagar	20247	0.03	0.18
16	Jaipur I	20249	0.03	0.18
17	Jaipur II	20250	0.03	0.18
18	Jaisalmer	20253	0.03	0.18
19	Jalor	20254	0.03	0.18
20	Jhalawar	20255	0.03	0.18
21	Jhunjhunu	20256	0.03	0.18
22	Jodhpur	20257	0.03	0.18
23	Karauli	20258	0.03	0.18
24	Kota	20259	0.03	0.18
25	Nagaur	20260	0.03	0.18
26	Pali	20261	0.03	0.18
27	Paratapgarh	20262	0.03	0.18
28	Rajsamand	20263	0.03	0.18
29	S.Madhapur	20264	0.03	0.18
30	Sikar	20265	0.03	0.18
31	Sirohi	20266	0.03	0.18
32	Tonk	20267	0.03	0.18
33	Udaipur	20268	0.03	0.18
	<b>TOTAL</b>		<b>0.99</b>	<b>5.94</b>



Financial Advisor

Medical & Health Service

Rajasthan Jaipur

**Add. Budget Allotment for the year 2017-18**

2210- Medical & Public Health

Demand No.-51

03- Rural Health Services-Allopathy


197- Block Panchayat/Middle Panchayat Level

(03)- SCSP

[01]- Primary Health Center

(Rs. in Lacs)

S. N.	Name of Office	Office UID	05 - OE	37 - Liv.
1	2	3	4	5
<b>Chief Medical &amp; Health Officer</b>				
1	Alwar	20201	0.05	0.10
2	Baran	20203	0.05	0.10
3	Barmer	20204	0.05	0.10
4	Bhilwara	20207	0.05	0.10
5	Bikaner	20209	0.05	0.10
6	Dholpur	20243	0.05	0.10
7	Dausa	20242	0.05	0.10
8	Hanumangarh	20246	0.05	0.10
9	Jaipur-II	20250	0.05	0.10
10	Kota	20259	0.05	0.10
11	Ratangarh (Churu)	20239	0.05	0.10
12	S. Ganganagar	20247	0.05	0.10
13	S.Madhapur	20265	0.05	0.10
	<b>TOTAL</b>		<b>0.65</b>	<b>1.30</b>



Financial Advisor

Medical & Health Services

215 Rajasthan Jaipur


**Add. Budget Allotment for the year 2017-18**

2210- Medical & Public Health  
03- Rural Health Services-Allopathy  
197- Block Panchayat/Middle Panchayat Level  
(03)- SCSP  
[03]- Health Sub Center

Demand No.-51

(Rs. in Lacs)

S. N.	Name of Office	Office UID	05 - OE	37 - Liv.
1	2	3	4	5
<b>Chief Medical &amp; Health Officer</b>				
1	Baran	20203	0.08	0.10
2	Barmer	20204	0.08	0.10
3	Bhilwara	20207	0.08	0.10
4	Ratangarh (Churu)	20239	0.08	0.10
5	Dausa	20242	0.08	0.10
6	Hanumanugarh	20246	0.08	0.10
7	S. Ganganagar	20247	0.08	0.10
8	Kota	20259	0.08	0.10
9	Rajsamand	20263	0.08	0.10
	<b>TOTAL</b>		<b>0.72</b>	<b>0.90</b>

  
Financial Advisor  
Medical & Health Services  
Rajasthan Jaipur



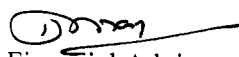
**Add. Budget Allotment for the year 2017-18**

2210- Medical & Public Health  
 03- Rural Health Services-Allopathy  
 789- SCSP  
 (01)- Community Health Center  
 [00]-

Demand No.-51

(Rs. in Lacs)

S. N.	Name of Office	Office UID	05 - OE	20 - MMV	37 - Liv.	60 - D.M.
1	2	3	4	5	6	7
<b>Chief Medical &amp; Health Officer</b>						
1	Alwar	20201	0.10	0.20	0.05	0.10
2	Baran	20203	0.10	0.20	0.05	0.10
3	Barmer	20204	0.10	0.20	0.05	0.10
4	Bharatpur	20206	0.10	0.20	0.05	0.10
5	Bhilwara	20207	0.10	0.20	0.05	0.10
6	Bikaner	20209	0.10	0.20	0.05	0.10
7	Bundi	20210	0.10	0.20	0.05	0.10
8	Ratangarh	20239	0.10	0.20	0.05	0.10
9	Dausa	20242	0.10	0.20	0.05	0.10
10	Dholpur	20243	0.10	0.20	0.05	0.10
11	Hanumangarh	20246	0.10	0.20	0.05	0.10
12	Shri Ganganagar	20247	0.10	0.20	0.05	0.10
13	Jaipur-I	20249	0.10	0.20	0.05	0.10
14	Jaipur-II	20250	0.10	0.20	0.05	0.10
15	Jhalawar	20255	0.10	0.20	0.05	0.10
16	Jodhpur	20257	0.10	0.20	0.05	0.10
17	Karouli	20258	0.10	0.20	0.05	0.10
18	Kota	20259	0.10	0.20	0.05	0.10
19	Pali	20261	0.10	0.20	0.05	0.10
20	S.Madhapur	20264	0.10	0.20	0.05	0.10
21	Sikar	20265	0.10	0.20	0.05	0.10
22	Tonk	20267	0.10	0.20	0.05	0.10
	<b>TOTAL</b>		<b>2.20</b>	<b>4.40</b>	<b>1.10</b>	<b>2.20</b>

  
 Financial Advisor  
 Medical & Health Services  
 Rajasthan Jaipur


**Add. Budget Allotment for the year 2017-18**

2210- Medical & Public Health  
 06- Public Health  
 101- Prevention & Control of Diseases  
 (19)- Nishulk Dava Vitaran Yojana  
 [01]- Through DMHS

Demand No.-26

(Rs. in Lacs)

S.NO.	Name of Office	Office UID	05 - OE	07 - MMV	36 - Hire & Vehicle	37 - Liv.	60 - DM
1	2	3	4	5	6	7	8
<b>JD</b>							
1	JD HQ	20179	0.50	0.50			
2	Ajmer	20184	0.05	0.10			
3	Bharatpur	20189	0.05	0.10			
4	Jaipur	20195	0.05	0.10			
5	Jodhpour	20196	0.05	0.10			
6	Kota	20197	0.05	0.10			
<b>Chief Medical &amp; Health Officer</b>							
7	Ajmer	20200	0.30	1.00	0.80	0.05	15.00
8	Alwar	20201	0.30	1.00	0.80	0.05	15.00
9	Barmer	20204	0.30	1.00	0.80	0.05	15.00
10	Bharatpur	20206	0.30	1.00	0.80	0.05	15.00
11	Bhilwara	20207	0.30	1.00	0.80	0.05	15.00
12	Bundi	20210	0.30	1.00	0.80	0.05	15.00
13	Dausa	20242	0.30	1.00	0.80	0.05	15.00
14	Dholpur	20243	0.30	1.00	0.80	0.05	15.00
15	Jaipur I	20249	0.30	1.00	0.80	0.05	15.00
16	Jaipur II	20250	0.30	1.00	0.80	0.05	15.00
17	Jaisalmer	20253	0.30	1.00	0.80	0.05	15.00
18	Jalore	20254	0.30	1.00	0.80	0.05	15.00
19	Jhalawar	20255	0.30	1.00	0.80	0.05	15.00
20	Jodhpur	20257	0.30	1.00	0.80	0.05	15.00
21	Karauli	20258	0.30	1.00	0.80	0.05	15.00
22	Kota	20259	0.30	1.00	0.80	0.05	15.00
23	Nagaur	20260	0.30	1.00	0.80	0.05	15.00
24	Pali	20261	0.30	1.00	0.80	0.05	15.00
25	Rajsamand	20263	0.30	1.00	0.80	0.05	15.00
26	S.Madhapur	20264	0.30	1.00	0.80	0.05	15.00
27	Tonk	20267	0.30	1.00	0.80	0.05	15.00
<b>Principal Medical Officer</b>							
28	Alwar	20338	0.05	0.20	0.15		7.00
29	Barmer	20346	0.05	0.20	0.15		7.00
30	Beawar (Ajmer)	20349	0.05	0.20	0.15		7.00
31	Bharatpur	20354	0.05	0.20	0.15		7.00
32	Bhilwara	20357	0.05	0.20	0.15		7.00
33	Bundi	20360	0.05	0.20	0.15		7.00
34	Dausa	20368	0.05	0.20	0.15		7.00
35	Dholpur	20370	0.05	0.20	0.15		7.00
36	Jaipur (HBKawantiya Hosp.)	20375	0.05	0.20	0.15		7.00
37	Jaisalmer	20376	0.05	0.20	0.15		7.00
38	Jalore	20377	0.05	0.20	0.15		7.00
39	Karauli	20379	0.05	0.20	0.15		7.00
40	Nagaur	20380	0.05	0.20	0.15		7.00
41	Pali	20381	0.05	0.20	0.15		7.00
42	Rajsamand	20383	0.05	0.20	0.15		7.00
43	Sawai Madhopur	20385	0.05	0.20	0.15		7.00
44	Tonk	20389	0.05	0.20	0.15		7.00
45	Balotra (Barmer)	20390	0.05	0.20	0.15		7.00
46	Didwana (Nagaur)	20391	0.05	0.20	0.15		7.00
47	Kishangarh (Ajmer)	20392	0.05	0.20	0.15		7.00
48	Kotputli (Jaipur)	20393	0.05	0.20	0.15		7.00
49	Nathdawara (Rajsamand)	20394	0.05	0.20	0.15		7.00
50	Sojat City (Pali)	20395	0.05	0.20	0.15		7.00
51	Jaipuria Hos, Jaipur	20397	0.05	0.20	0.15		7.00
52	Sate. Banipark (Jaipur)	20398	0.05	0.20	0.15		7.00
53	Sate. Sethi Colony Jaipur	20399	0.05	0.20	0.15		7.00
54	Mandaur (Jodhpur)	20401	0.05	0.20	0.15		7.00
55	Pawta (Jodhpur)	20402	0.05	0.20	0.15		7.00
56	Sahapura (Bhilwara)	20403	0.05	0.20	0.15		7.00
57	Sate.Chandpol (Udaipur)	20405	0.05	0.20	0.15		7.00
58	Kuchaman City (Nagaur)	20409	0.05	0.20	0.15		7.00
59	Ladunu (Nagaur)	20410	0.05	0.20	0.15		7.00
60	Nasirabad (Ajmer)	20412	0.05	0.20	0.15		7.00
61	Satelite. Ajmer	20625	0.05	0.20	0.15		7.00
<b>TBC</b>							
62	Alwar	20443	0.02	0.04	0.04	0.04	0.50
63	Barmer	20486	0.02	0.04	0.04	0.04	0.50
64	Bundi	20557	0.02	0.04	0.04	0.04	0.50
65	Bharatpur	20490	0.02	0.04	0.04	0.04	0.50
66	Dholpur	20560	0.02	0.04	0.04	0.04	0.50
67	Jodhpur	20579	0.02	0.04	0.04	0.04	0.50
68	Jaisalmer	20569	0.02	0.04	0.04	0.04	0.50
69	Nagaur	20581	0.02	0.04	0.04	0.04	0.50
70	S.Madhapur	20585	0.02	0.04	0.04	0.04	0.50
71	Pali	20582	0.02	0.04	0.04	0.04	0.50
72	Jhalawar	20574	0.02	0.04	0.04	0.04	0.50
73	Tonk	20588	0.02	0.04	0.04	0.04	0.50
74	Kota	20580	0.02	0.04	0.04	0.04	0.50
75	Jalore	20571	0.02	0.04	0.04	0.04	0.50
<b>TOTAL</b>			<b>9.03</b>	<b>29.36</b>	<b>22.46</b>	<b>1.05</b>	<b>560.00</b>

  
 Financial Advisor  
 Medical & Health Services

**Add. Budget Allotment for the year 2017-18**

2210- Medical & Public Health  
 06- Public Health  
 101- Prevention & Control of Diseases  
 (20)- MNJY  
 [01]- Through DMHS

Demand No.-26

(Rs. in Lacs)

S. NO.	Name of Office	Office UID	05 - OE	07 - MMV	37 - Liv.
1	2	3	4	5	6
<b>Chief Medical &amp; Health Officer</b>					
1	Ajmer	20200	0.10	0.05	0.02
2	Alwar	20201	0.10	0.05	0.02
3	Barmer	20204	0.10	0.05	0.02
4	Bharatpur	20206	0.10	0.05	0.02
5	Bhilwara	20207	0.10	0.05	0.02
6	Bundi	20210	0.10	0.05	0.02
7	Dausa	20242	0.10	0.05	0.02
8	Dholpur	20243	0.10	0.05	0.02
9	Jaipur I	20249	0.10	0.05	0.02
10	Jaipur II	20250	0.10	0.05	0.02
11	Jaisalmer	20253	0.10	0.05	0.02
12	Jalore	20254	0.10	0.05	0.02
13	Jhalawar	20255	0.10	0.05	0.02
14	Jodhpur	20257	0.10	0.05	0.02
15	Karauli	20258	0.10	0.05	0.02
16	Kota	20259	0.10	0.05	0.02
17	Nagaur	20260	0.10	0.05	0.02
18	Pali	20261	0.10	0.05	0.02
19	Rajsamand	20263	0.10	0.05	0.02
20	S.Madhapur	20264	0.10	0.05	0.02
21	Tonk	20267	0.10	0.05	0.02
<b>Principal Medical Officer</b>					
22	Alwar	20338	0.04	0.03	0.01
23	Barmer	20346	0.04	0.03	0.01
24	Beawar (Ajmer)	20349	0.04	0.03	0.01
25	Bharatpur	20354	0.04	0.03	0.01
26	Bhilwara	20357	0.04	0.03	0.01
27	Bundi	20360	0.04	0.03	0.01
28	Dausa	20368	0.04	0.03	0.01
29	Dholpur	20370	0.04	0.03	0.01
30	Jaipur (HBKawantiya Hosp.)	20375	0.04	0.03	0.01
31	Jaisalmer	20376	0.04	0.03	0.01
32	Jalore	20377	0.04	0.03	0.01
33	Karauli	20379	0.04	0.03	0.01
34	Nagaur	20380	0.04	0.03	0.01
35	Pali	20381	0.04	0.03	0.01
36	Rajsamand	20383	0.04	0.03	0.01
37	Sawai Madhopur	20385	0.04	0.03	0.01
38	Tonk	20389	0.04	0.03	0.01
39	Balotra (Barmer)	20390	0.04	0.03	0.01
40	Didwana (Nagaur)	20391	0.04	0.03	0.01
41	Kishangarh (Ajmer)	20392	0.04	0.03	0.01
42	Kotputli (Jaipur)	20393	0.04	0.03	0.01
43	KuchamanCity (Nagaur)	20409	0.04	0.03	0.01
44	Nathdawara (Rajsamand)	20394	0.04	0.03	0.01
45	Sojat City (Pali)	20395	0.04	0.03	0.01
46	Jaipuriya Hos, Jaipur	20397	0.04	0.03	0.01
47	Sate. Banipark (Jaipur)	20398	0.04	0.03	0.01
48	Sate. Sethi Colony Jaipur	20399	0.04	0.03	0.01
49	Mandaur (Jodhpur)	20401	0.04	0.03	0.01
50	Pawta (Jodhpur)	20402	0.04	0.03	0.01
51	Sahapura (Bhilwara)	20403	0.04	0.03	0.01
52	Sate.Chandpol (Udaipur)	20405	0.04	0.03	0.01
53	Ladunu (Nagaur)	20410	0.04	0.03	0.01
54	Nasirabad (Ajmer)	20412	0.04	0.03	0.01
55	Satelite, Ajmer	20625	0.04	0.03	0.01
<b>TBC</b>					
56	Alwar	20443	0.02		
57	Jodhpur	20579	0.02		
	<b>TOTAL</b>		<b>3.50</b>	<b>2.07</b>	<b>0.76</b>

  
 Financial Advisor

Medical & Health Services

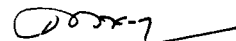
202 Rajasthan Jaipur

**Add. Budget Allotment for the year 2017-18**

2210 - Medical & Public Health  
 06 - Public Health  
 104 - Drug Control  
 (01) - Drug Control Establishment  
 [01] - Drug Control Establishment

Demand No.-26

(Rs. in Lacs)				
S. N.	Name of Office	Office UID	05 - OE	07 - MMV
1	2	3	4	5
1	JD & DDO (HQ) Jaipur	20179	0.50	0.40
<b>Chief Medical &amp; Health Officer</b>				
2	Barmer	20204	0.15	
3	Bhilwara	20207	0.15	
4	Bundi	20210	0.15	
5	Dausa	20242	0.15	
6	Dholpur	20243	0.15	
7	Hanumangarh	20246	0.15	
8	Jalour	20254	0.15	
9	Jhunjhanu	20256	0.15	
10	Nagaur	20260	0.15	
11	Tonk	20267	0.15	
<b>ADC</b>				
12	Ajmer	20607	0.10	0.30
13	Bharatpur	20609	0.10	
14	Bikaner	20610	0.10	0.30
15	Chittorgarh	20620	0.10	
16	Jodhpur	20611	0.10	0.30
17	Jaipur	28431	0.10	0.30
18	Kota	20613	0.10	0.30
19	Shri Ganganagar	20615	0.10	
20	Sikar	20616	0.10	
21	S. Madhopur	20614	0.10	
22	Alwar	20618	0.10	
23	Churu	20619	0.10	
24	Pali	20621	0.10	
25	Udaipur	20617	0.10	0.25
<b>TOTAL</b>			<b>3.40</b>	<b>2.15</b>



Financial Advisor

Medical & Health Services

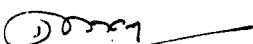
Rajasthan Jaipur

**Add. Budget Allotment for the year 2017-18**

2210 - Medical & Public Health  
 06 - Public Health  
 107 - Public Health Laboratory  
 (01) - Bacteriological Laboratories  
 [00]-

Demand No.-26

(Rs. in Lacs)				
S. N.	Name of Office	Office UID	05 - OE	41 - CS
1	2	3	4	5
1	JD & DDO (HQ) Jaipur	20179	0.20	1.50
2	JD Ajmer	20184		0.30
3	JD Jaipur	20195		0.30
4	JD Udaipur	20198		0.30
<b>Chief Medical &amp; Health Officer</b>				
5	Ajmer	20200	0.08	0.40
6	Alwar	20201		0.40
7	Banswara	20202		0.40
8	Baran	20203		0.40
9	Barmer	20204		0.40
10	Bharatpur	20206	0.05	0.40
11	Bhilwara	20207		0.40
12	Bikaner	20209	0.05	0.40
13	Bundi	20210		0.40
14	Ratangarh(Churu)	20239		0.40
15	Chittorgarh	20240		0.40
16	Dausa	20242		0.40
17	Dholpur	20243		0.40
18	Hanumangarh	20246		0.40
19	Shri Ganganagar	20247		0.40
20	Jaipur I	20249		0.40
21	Jaipur II	20250		0.40
22	Jaisalmer	20253		0.40
23	Jalor	20254		0.40
24	Jhalawar	20255		0.40
25	Jhunjhunu	20256		0.40
26	Jodhpur	20257	0.08	0.40
27	Karauli	20258		0.40
28	Kota	20259	0.08	0.40
29	Nagaur	20260		0.40
30	Pali	20261		0.40
31	Paratapgarh	20262		0.40
32	Rajsamand	20263		0.40
33	S.Madhapur	20264		0.40
34	Sikar	20265		0.40
35	Sirohi	20266		0.40
36	Tonk	20267		0.40
37	Udaipur	20268	0.08	0.40
	<b>TOTAL</b>		<b>0.62</b>	<b>15.60</b>

  
 Financial Advisor  
 Medical & Health Services  
 Rajasthan Jaipur

**Add. Budget Allotment for the year 2017-18**

2210- Medical & Public Health

Demand No.-26

06- Public Health


197- Block Panchayat/Middle Panchayat Level

(01)- Block Level Establishment

[01]- Block Chief Medical Officer

(Rs. in Lacs)

S. N.	Name of Office	Office UID	05 - OE
1	2	3	4
<b>Chief Medical &amp; Health Officer</b>			
1	Ajmer	20200	0.01
2	Alwar	20201	0.01
3	Banswara	20202	0.01
4	Baran	20203	0.01
5	Barmer	20204	0.01
6	Bharatpur	20206	0.01
7	Bhilwara	20207	0.01
8	Bikaner	20209	0.01
9	Bundi	20210	0.01
10	Ratangarh (Churu)	20239	0.01
11	Chittorgarh	20240	0.01
12	Dausa	20242	0.01
13	Dholpur	20243	0.01
14	Dungarpur	20244	0.01
15	Hanumangarh	20246	0.01
16	Shri Ganganagar	20247	0.01
17	Jaipur I	20249	0.01
18	Jaipur II	20250	0.01
19	Jaisalmer	20253	0.01
20	Jalor	20254	0.01
21	Jhalawar	20255	0.01
22	Jhunjhunu	20256	0.01
23	Jodhpur	20257	0.01
24	Karauli	20258	0.01
25	Kota	20259	0.01
26	Nagaur	20260	0.01
27	Pali	20261	0.01
28	Pratapgarh	20262	0.01
29	Rajsamand	20263	0.01
30	S.Madhopur	20264	0.01
31	Sikar	20265	0.01
32	Sirohi	20266	0.01
33	Tonk	20267	0.01
34	Udaipur	20268	0.01
	<b>Total</b>		<b>0.34</b>



Financial Advisor  
Medical & Health Services

215 Rajasthan Jaipur

**Add. Budget Allotment for the year 2017-18**

2210- Medical & Public Health

06- Public Health

789- SCSP

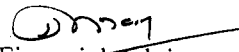
(02)- Nishulk Dava Vitaran Yojana

[01]- Through DMHS

Demand No.-51

(Rs. in Lacs)

S. NO.	Name of Office	Office UID	05 - OE	07 - MMV	36 - Hire of Vech.	37 - Liv.	60 - DM
1	2	3	4	5	6	7	8
<b>JD</b>							
1	Bikaner	20187	0.10	0.15			
<b>Chief Medical &amp; Health Officer</b>							
2	Bikaner	20209	0.40	0.70	1.00	0.10	15.00
3	Hanumangarh	20246	0.40	0.70	1.00	0.10	15.00
4	Jhunjhenu	20256	0.40	0.70	1.00	0.10	15.00
5	Ratangarh (Churu)	20239	0.40	0.70	1.00	0.10	15.00
6	Sikar	20265	0.40	0.70	1.00	0.10	15.00
7	Shri Ganganagar	20247	0.40	0.70	1.00	0.10	15.00
<b>Principal Medical Officer</b>							
8	Churu	20364	0.10	0.20	0.25	0.02	5.00
9	Ratangarh (Churu)	20384	0.10	0.20	0.25	0.02	5.00
10	Sujangarh (Churu)	20396	0.10	0.20	0.25	0.02	5.00
11	Hanumangarh	20374	0.10	0.20	0.25	0.02	5.00
12	Jhunjhenu	20378	0.10	0.20	0.25	0.02	5.00
13	Sikar	20387	0.10	0.20	0.25	0.02	5.00
14	Shri Ganganagar	20386	0.10	0.20	0.25	0.02	5.00
15	Sate. Bikaner	20400	0.10	0.20	0.25	0.02	5.00
16	Khetri	20408	0.10	0.20	0.25	0.02	5.00
17	Sardarshahar	20416	0.10	0.20	0.25	0.02	5.00
<b>TBC</b>							
18	Bikaner	20500	0.05	0.05	0.02		0.50
19	Jhunjhenu	20577	0.05	0.05	0.02		0.50
20	Ratangarh (Churu)	20584	0.05	0.05	0.02		0.50
21	Sikar	20586	0.05	0.05	0.02		0.50
	<b>TOTAL</b>		<b>3.70</b>	<b>6.55</b>	<b>8.58</b>	<b>0.80</b>	<b>142.00</b>

  
 Financial Advisor  
 Medical & Health Services  
 212 Rajasthan Jaipur


**Add. Budget Allotment for the year 2017-18**

2210- Medical & Public Health  
 06- Public Health  
 789- SCSP  
 (03)- MNJY  
 [01]- Through DMHS

Demand No.-51

(Rs. in Lacs)

S. NO.	Name of Office	Office UID	05 - OE	37 - Liv.
1	2	3	4	5
<b>Chief Medical &amp; Health Officer</b>				
1	Bikaner	20209	0.50	0.05
2	Hanumangarh	20246	0.50	0.05
3	Jhunjhanu	20256	0.50	0.05
4	Ratangarh (Churu)	20239	0.50	0.05
5	Sikar	20265	0.50	0.05
6	Shri Ganganagar	20247	0.50	0.05
<b>Principal Medical Officer</b>				
7	Churu	20364	0.20	0.03
8	Khetri	20408	0.20	0.03
9	Ratangarh (Churu)	20384	0.20	0.03
10	Sujangarh (Churu)	20396	0.20	0.03
11	Hanumangarh	20374	0.20	0.03
12	Jhunjhanu	20378	0.20	0.03
13	Sikar	20387	0.20	0.03
14	Shri Ganganagar	20386	0.20	0.03
15	Sate. Bikanar	20400	0.20	0.03
16	Jaipuriya Jaipur	20397	0.20	0.03
<b>TBC</b>				
17	Jhunjhanu	20577	0.05	
	<b>TOTAL</b>		<b>5.05</b>	<b>0.60</b>

  
 Financial Advisor  
 Medical & Health Services  
 Rajasthan Jaipur



**Add. Budget Allotment for the year 2017-18**

2210- Medical & Public Health

06- Public Health

796- Tribal Sub Plan

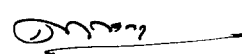
(06)- Nishulk Dava Vitaran Yojana

[01]- Through DMHS

Demand No.-30

(Rs. in Lacs)

S. NO.	Name of Office	Office UID	05 - OE	07 - MMV	36 - Hire of Vech.	37 - Liv.	60 - DM
1	2	3	4	5	6	7	8
<b>JD</b>							
1	Udaipur	20198	0.05	0.25			
<b>Chief Medical &amp; Health Officer</b>							
1	Banswara	20202	0.08	0.60	0.50	0.07	15.00
2	Baran	20203	0.08	0.60	0.50	0.07	15.00
3	Chhitorgarh	20240	0.08	0.60	0.50	0.07	15.00
4	Dungarpur	20244	0.08	0.60	0.50	0.07	15.00
5	Pratapgarh	20262	0.08	0.60	0.50	0.07	15.00
6	Sirohi	20266	0.08	0.60	0.50	0.07	15.00
7	Udaipur	20268	0.08	0.60	0.50	0.07	15.00
<b>Principal Medical Officer</b>							
8	Banswara	20340	0.05	0.15	0.10	0.02	4.00
9	Baran	20343	0.05	0.15	0.10	0.02	4.00
10	Chhitorgarh	20361	0.05	0.15	0.10	0.02	4.00
11	Dungarpur	20373	0.05	0.15	0.10	0.02	4.00
12	Sagwara (Dungarpur)	20594	0.05	0.15	0.10	0.02	4.00
13	Pratapgarh	20382	0.05	0.15	0.10	0.02	4.00
14	Sirohi	20388	0.05	0.15	0.10	0.02	4.00
15	Hiranmagari (Udaipur)	20404	0.05	0.15	0.10	0.02	4.00
16	Chandpol (Uadipur)	20405	0.05	0.15	0.10	0.02	4.00
<b>TBC</b>							
17	Banswara	20445	0.02	0.05	0.02		0.50
18	Chhitorgarh	20558	0.02	0.05	0.02		0.50
19	Dungarpur	20561	0.02	0.05	0.02		0.50
20	Sirohi	20587	0.02	0.05	0.02		0.50
21	Udaipur	20589	0.02	0.05	0.02		0.50
	<b>TOTAL</b>		<b>1.16</b>	<b>6.05</b>	<b>4.50</b>	<b>0.67</b>	<b>143.50</b>

  
Financial Advisor

Medical & Health Services

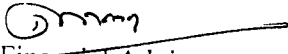
Rajasthan Jaipur

**Add. Budget Allotment for the year 2017-18**

2210- Medical & Public Health  
 06- Public Health  
 796- Tribal Sub Plan  
 (07)- Nishulk Jancg Yojana  
 [01]- Through DMHS

Demand No.-30

(Rs. in Lacs)				
S. NO.	Name of Office	Office UID	05 - OE	37 - Liv.
1	2	3	4	5
<b>Chief Medical &amp; Health Officer</b>				
1	Banswara	20202	0.15	0.03
2	Baran	20203	0.15	0.03
3	Chhitorgarh	20240	0.15	0.03
4	Dungarpur	20244	0.15	0.03
5	Pratapgarh	20262	0.15	0.03
6	Sirohi	20266	0.15	0.03
7	Udaipur	20268	0.15	0.03
<b>Principal Medical Officer</b>				
8	Banswara	20340	0.10	0.02
9	Baran	20343	0.10	0.02
10	Chhitorgarh	20361	0.10	0.02
11	Dungarpur	20373	0.10	0.02
12	Sagwara (Dungarpur)	20594	0.10	0.02
13	Pratapgarh	20382	0.10	0.02
14	Sirohi	20388	0.10	0.02
15	Hiranmagari (Udaipur)	20404	0.10	0.02
16	Chandpol (Udaipur)	20405	0.10	0.02
TBC				
17	Banswara	20445	0.05	0.02
	<b>TOTAL</b>		<b>2.00</b>	<b>0.41</b>

  
 Financial Advisor  
 Medical & Health Services  
 212 Rajasthan Jaipur